



Pastor Leadership Team Retreat 5

“Invite People to Christ”

Please have music or music video playing as people gather



Invite participants to sit at a table of their choosing.

Notes to facilitator:

- This 30 minute session introduces, for retreat #5 and retreats #6 & #7, **“Receive, Embody and Share Christ’s Peace”** as an overarching theme or wholistic understanding of the mission initiatives.
- Two objectives for this 30 minute introduction:
 1. Introduce “Receive, Embody and Share Christ’s Peace”
 2. Time for participants to experience safe space to share.



Essential question for Retreat 5

How do we receive, embody and share the fullness of Christ's Peace with one another and our neighbors?




The essential question for this session: (3 minutes)

How do we receive, embody and share the fullness of Christ's Peace with one another and our neighbors?

Share these statements:

- Retreats 5, 6, and 7 will explore Christ's invitation as being "Receive, Embody and Share Christ's Peace."
- Just as the five mission initiatives are wholistic and inextricably inter-connected so is Christ's invitation to peace. It inextricably inter-connects: "receive" "embody" and "share."
- Each of you received, by email "Receive, Embody and Share Christ's Peace," now in your handouts. We encourage you to read and refer to it from time to time.
- **One way to grasp Christ's mission is by the way Jesus engaged his disciples. He first invited people to receive his invitation, "Come follow me." Then he lived with his disciples and taught them to embody the gospel by trusting and living in God's Kingdom. Then Jesus began to teach and direct his disciples to go, to witness and share his invitation to all. Although receive—embody—share—Christ's peace are broad strokes or patterns, they give an indication of how we are to be engaged in Christ's mission.**



**“Receive, Embody and Share
Christ’s Peace”**

*Jesus Christ, the embodiment of God’s shalom,
invites all people to come and receive divine peace
in the midst of the difficult questions and struggles
of life. Follow Christ in the way that leads to God’s
peace and discover the blessings of all of the
dimensions of salvation.*

Doctrine and Covenants 163:2a

4

Share the following quote, about “Receive, Embody and Share Christ’s Peace” as an understanding of Christ’s invitation, and the following four points: (5 minutes)

Jesus Christ, the embodiment of God’s shalom, invites all people to come and receive divine peace in the midst of the difficult questions and struggles of life. Follow Christ in the way that leads to God’s peace and discover the blessings of all of the dimensions of salvation. – Doctrine and Covenants 163:2a

“Receive, Embody and Share Christ’s Peace:”

1. Sharing Christ’s peace is a continuous process of **receiving** and learning to trust the good news of God's love, fully lived and revealed in Jesus in Christ, then to be **embodied** or incarnated in us as disciples and as a community, and **shared** for the sake of the world.



Share these four points regarding “Receive, Embody and Share Christ’s Peace:” Slides 5-8

1. Receiving and sharing Christ’s peace is a continuous dynamic of receiving and learning to trust the good news of God's love, fully lived and revealed in Jesus in Christ, then the invitation goes beyond just being received, it is to be embodied or incarnated in us as disciples and as a community, and shared for the sake of the world.



“Receive, Embody and Share Christ’s Peace:”

2. It is imperative that we fully explore and live into what it means to receive, embody, and share Christ’s invitation or we will bypass the spiritual revival so desperately needed in our individual lives, congregations, and neighborhoods.

2. It is imperative that we fully explore and live into what it means to receive, embody, and share Christ’s invitation or we will bypass the spiritual revival so desperately needed in our individual lives, congregations, and neighborhoods.

“Receive, Embody and Share Christ’s Peace:”

3. Receiving and sharing the “invitation” is the entry point through which we move deeper into relationship with God and others, see more clearly our mutual poverty, and intentionally turn toward new life in Christ in covenant with God and one another.



3. Receiving and sharing the “invitation” is the entry point through which we move deeper into relationship with God and others, see more clearly our mutual poverty, and intentionally turn toward new life in Christ in covenant with God and one another.

“Receive, Embody and Share Christ’s Peace:”


4. Remember our challenge to create safe space for our congregations and its members to experience disruptive encounters of the Holy Spirit so that questions can be asked, new ministries envisioned and offered.



4. Remember we are to create safe space for our congregations and its members to experience disruptive encounters of the Holy Spirit so that questions can be asked, new ministries envisioned and offered.

“Receive, Embody and Share Christ’s Peace:”

“It is in this space we truly discover how to receive and give Christ's peace as invitation, hospitality, compassionate ministry and transformational ministry.



Read this quote: Slides 9-11

It is in this space we truly discover how to receive and give Christ's peace as invitation, hospitality, compassionate ministry and transformational ministry. It is in this sacred space of safety and trust with God and one another that we see increasingly see ourselves and others from a changed perspective (164:5). This is why we are taking the time to get know Christ as the full revelation of God - there is so much more yet to see and do. –

Ron Harmon

It is in this sacred space of safety and trust with God and one another that we see increasingly see ourselves and others from a changed perspective.

Doctrine and Covenants 164:5



It is in this sacred space of safety and trust with God and one another that we see increasingly see ourselves and others from a changed perspective (164:5).

This is why we are taking the time to get know Christ as the full revelation of God - there is so much more yet to see and do. — Ron Harmon



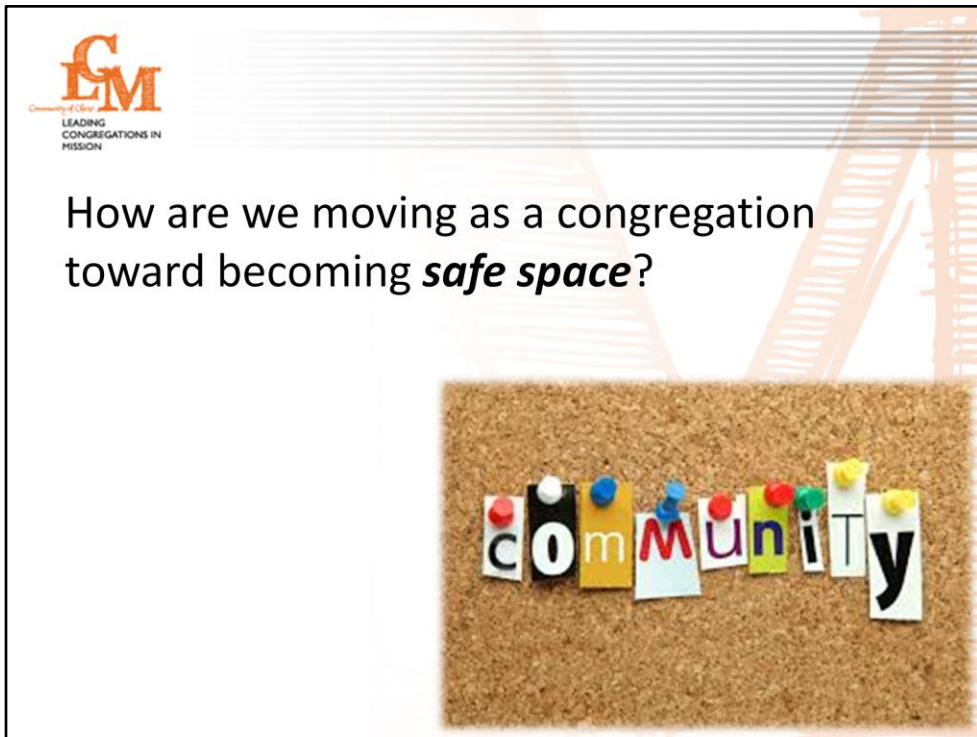
FOLLOW ME
BY JESUS

Share:

This is why we are taking the time to get know Christ as the full revelation of God - there is so much more yet to see and do. — Ron Harmon

Next:

Invite participants to pair up with a member of their PLT team, including the CSM, to be “safe space” for one another while discussing the following: (15 minutes) Next Slide



(15 minutes)

Introducing this context:

Now that we are at our 5th retreat and we continue to remember the need for safe space to discuss and question what may be uncomfortable to talk about, be safe space for each other as you respond to this question:

- **How are we moving as a congregation toward being safe space?**

Provide in large group feedback or reflections about being safe space. (5 minutes)



Connecting “safe space” and hospitality:

***Hospitality** means primarily the creation of free space where the stranger can enter and become a friend... Hospitality is not to change people, but to offer them space where change can take place. It is not to bring men and women over to our side, but to offer freedom...*

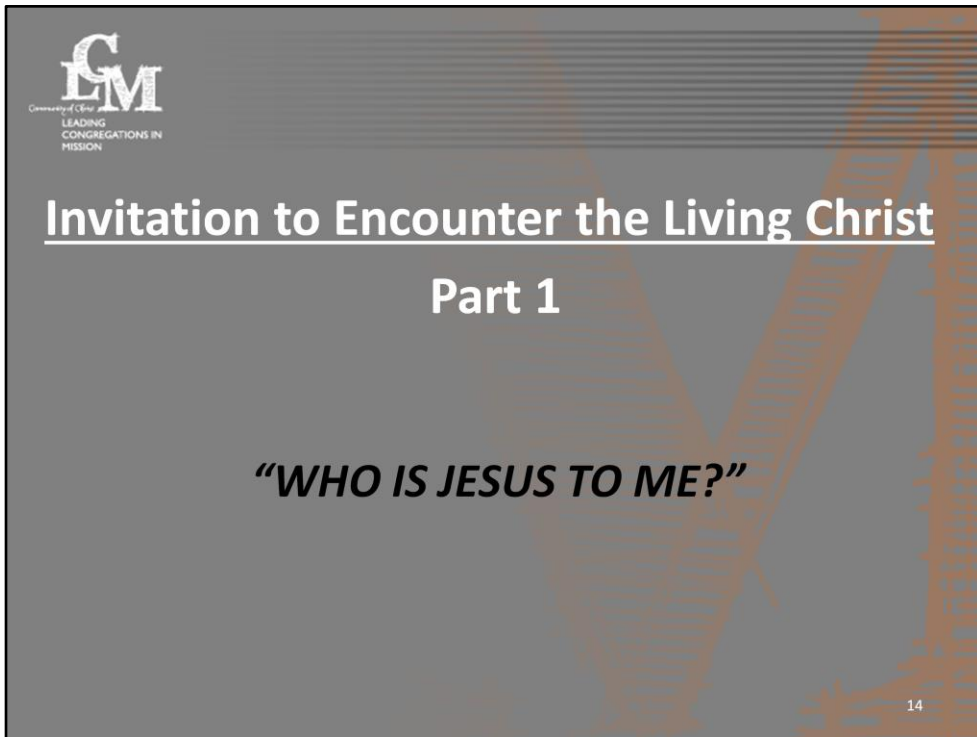
– Henri Nouwen, Reaching Out

13

End session with this quote connecting “safe space” and hospitality:

Hospitality means primarily the creation of free space where the stranger can enter and become a friend... Hospitality is not to change people, but to offer them space where change can take place. It is not to bring men and women over to our side, but to offer freedom...

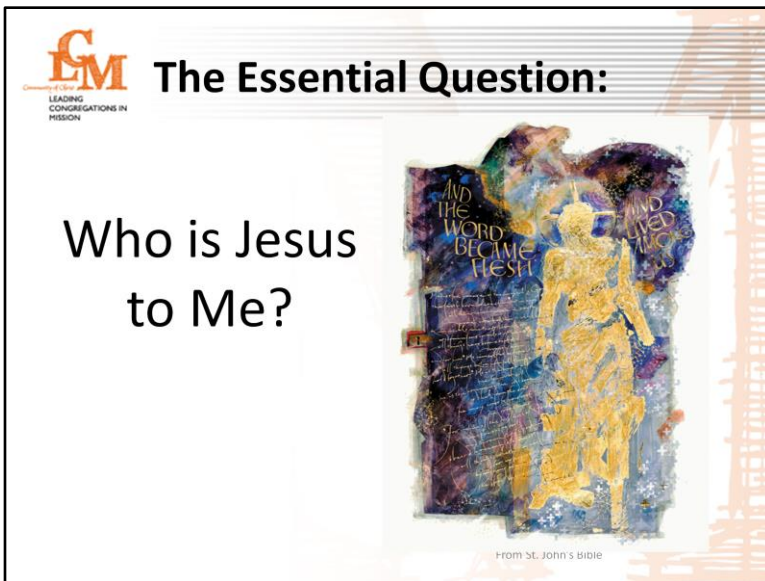
Henri Nouwen, Reaching Out



Participants sit at a table of their choosing.

Share the following affirmations and Essential Question: (4 minutes)

- Christ’s mission—our mission—our inviting people to Christ—emerges out of and is strengthened by **encounters—our encounters**—with the Living Christ.
- The mission initiative we are exploring this weekend is “Inviting People to Christ.”
- **A key to personally inviting people to Christ is personally getting to know the Christ we are committing our lives to so that we can generously share Christ’s invitation with others.**



The Essential Question we want to explore is:

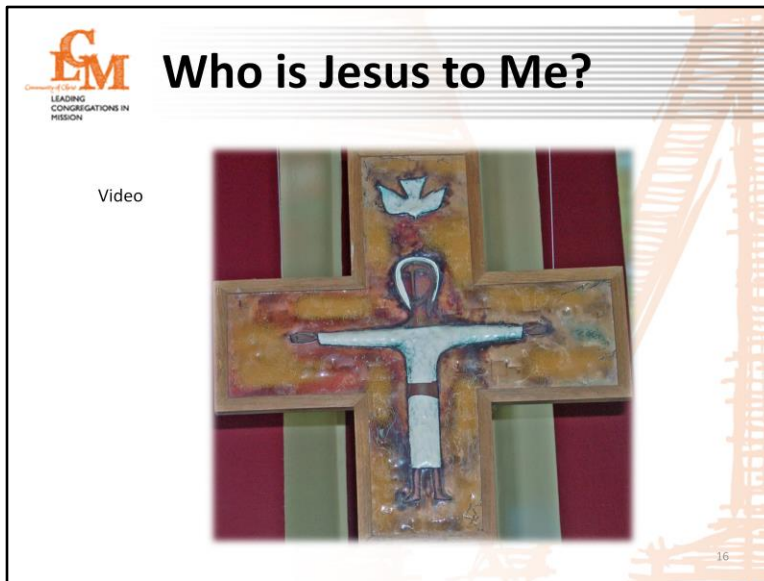
Who is Jesus to Me?

Distribute “Reflection Guide—Who is Jesus to Me? Receiving Christ’s Peace” with this request:

At this time, we ask that you go to page _5_, for use in a few moments.

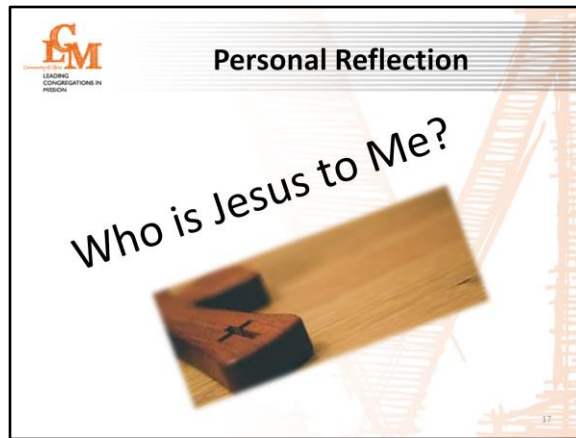
At a later time we will provide an overview of the whole guide.

For this session we will only be focused on page _5__.



Show video “Who is Jesus to Me?” by the following steps: (5 minutes)

1. Inform participants that our approach to seeing the video “Who is Jesus to Me?” is similar to “Dwelling in the Word.”
2. Ask participants to listen for a word, phrase, image, feeling or idea that resonates.
3. On page __4__ of “A Guide—Receiving Christ’s Peace” is space for you to note your reflections.
4. **Show video “Who is Jesus to Me?”**




Refer participants to the “Reflection Guide—Who is Jesus to Me? Receiving Christ’s Peace” page _4_ to note words or phrases as they reflect on “Who is Jesus to Me?” (20 minutes)

Provide participants, in groups of three, opportunity for each one to share and discuss their personal reflections about “Who is Jesus to Me?” (18 minutes)

In large group provide discussion by following these steps: (10 minutes)

1. Affirm that in every LCM retreat we have remembered that mission begins with encounter... Mission begins with God... Mission is radically relational, as revealed in Christ, who shares life, intimately with us and our neighbors.
2. Affirm that it is in Christ that we are confronted with the generosity of God’s love.
3. **Pose this question for large group responses:
What was it like to be asked “Who is Jesus to Me?”**



- *As leaders of mission we are to be awake to encounters where God's activity and God's invitation to Christ's mission are discovered.*
- Why is this so important? **It is in these *disruptive encounters* that we see what *could be* in our daily interactions with others!!**

18

Share these affirmations: (2 minutes) Next 4 slides

As leaders of mission we are to be awake to encounters where God's activity and God's invitation to Christ's mission are discovered. These encounters lead us into relationships with God, the Living Christ, and the Holy Spirit which in turn lead us to develop relationships of healing and wholeness with others. - Missional Practices—What Are They?

Cultivating Readiness

- As missional leaders our challenge is to work with others to cultivate the soil of **expectation and readiness to encounter and receive the *Living Christ***.



19

Share:

As missional leaders our personal commitment is to help create a congregational culture so that the congregation has opportunities for—encounters to receive the Living Christ.

- *Encounters lead to a divine stirring within that provides glimpses of something deeper in our relationship with the Living Christ and our neighbors.*
- *Encounters invite people to trust and live in God's kingdom.*



20

Encounters—a divine stirring within provides glimpses of something deeper in our relationship with the Living Christ and our neighbors.

Encounters invite people to trust and live in God's kingdom.

Share from video Katie' closing remarks:

Essential questions are important, they lead to a process of discovery- we discover who Jesus is-which leads us into interconnected relationship with Jesus and others.

In the words of an author:

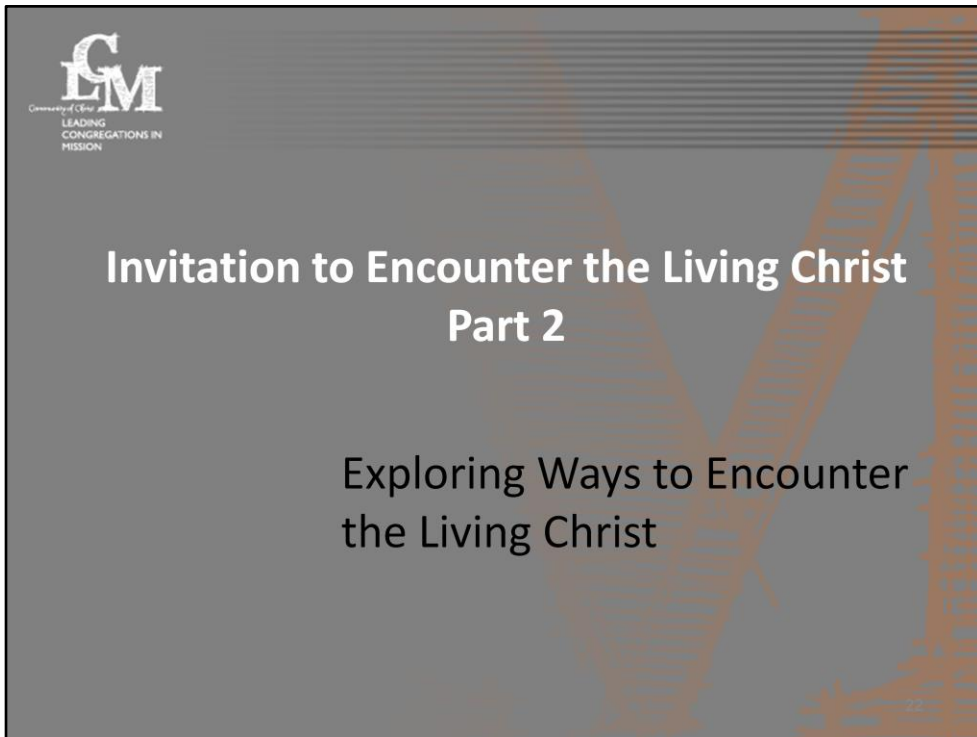
The sign of genuine love is that we become whom we love. As we seek who Christ is we get to know him better and we become who it is that we seek.

Break Time




21

30 Minute Break




Participants sit at a table of their choosing.



Essential Question:

How can I, in ways meaningful for me, receive Christ's invitation to a deeper relationship, new life, and wholeness?



Essential Question:

How can I, in ways meaningful for me, receive Christ's invitation to a deeper relationship, new life, and wholeness?

Affirm: (3 minutes)

- One way to receive Christ's invitation is to simply take ***time and get to know the Christ we are committing our lives to.***
- In this session we will not be engaging in doctrinal exploration or analysis on the nature of Jesus Christ or the Trinity.
- In this session we will experiment with practices to explore that which has eluded description throughout the ages—Receiving Christ's Invitation—something not fully explainable but utterly transforming.
- We are challenging ourselves to leave our doctrinal assertions at the door way of encounter and risk entering the sacred space of exploration where our concepts are not adequate and our feelings are too deep for words.
- We are challenging ourselves to move from an intellectualization of faith to an encounter with the source of that faith—the Living Christ who in this very moment waits for us.
- Each of us has found some ease or challenges in doing the missional practices. We keep missional practices before us as a “key” to open ourselves to encounter.
- There are many ways to do missional practices. Some of us set aside, with “regularity” a specific time and place to do a practice. Some of us do a practice in “little snippets” throughout the day to be awake to God's presence and invitation. We do not suggest a “best” or a “correct” way.
- In this session we invite all of us to be “disrupted” by exploring new missional practices in a “creative” spirit.



Introduce and review an outline of the guide including a brief description of the six missional practices in the guide by the following steps: (10 minutes)

- **Descriptions—Six Missional Practices: To Receive Christ's Invitation**
Below are brief descriptions of six missional practices that offer various approaches to being open to Christ's invitation while reflecting on a story of Jesus from the Gospels. Choose two missional practices to try during this retreat.

1. **Prayer of Examen: Receiving Christ's Invitation**—to be awake to Christ's invitation in a story of scripture from the four Gospels and reflecting on your life as it unfolds each day.

2. **Imaginative Contemplation: Receiving Christ's Invitation**—to be awake to Christ's invitation by reading and imagining or placing one's self with Jesus in a story of scripture from the four Gospels.

3. **In Creation: Receiving Christ's Invitation**—to be awake to Christ's invitation in a story of scripture from the four Gospels and by being attentive to creation.

4. **Writing a Poem: Receiving Christ's Invitation**—to be awake to Christ's invitation in a story of scripture from the four Gospels and by reflecting on an experience from one's life and then writing a poem.

5. **Hymn Reading: Receiving Christ's Invitation**—to be awake to Christ's invitation by recognizing Christ's invitation in a story of scripture from the four Gospels and in reading a hymn that calls us to action.

6. **Craft Making: Receiving Christ's Invitation**—to be awake to Christ's invitation in a story of scripture from the four Gospels and as you do a craft, such as knitting, carpentry or gardening.



Reflection Guide

In your guide choose two of the six practices and experience one of them now.

We will reassemble at 11:15 AM



Invite participants to choose two of the six practices in their Guide page 5 and experience one of them now.

(25 minutes)

1. Ask participants to choose two of the six practices.
2. Announce that 25 minutes is provided in this session to individually practice one of the two and that in the next session time is provided to practice the 2nd one chosen.
3. Encourage each participant, to find a comfortable or quiet place and take at least the next 25 minutes to practice one of the two chosen. For example, if the practice “Creation” was chosen, going to an outside setting may be good.
4. Remind participants, in a “creative” spirit, to try a missional practice of their choosing in this session, for the purpose of finding ways meaningful for them to receive Christ’s invitation.
5. **Announce that we will reassemble at 11:15 AM**

Invitation to Encounter the Living Christ – Part 3



**CONTINUE TO EXPLORE
MISSIONAL PRACTICES**

Welcome participants back.



Essential Question continued:

How can I, in ways meaningful for me, receive Christ's invitation to a deeper relationship, new life, and wholeness?



27

Provide opportunity for large group questions or comments about their experience with their chosen missional practice. (5 – 10 minutes)

Reflection Guide

- You will have 25 minutes to individually explore your 2nd choice
- Please reassemble at 11:50



28

Announce that after time is given to do the 2nd practice we will reassemble here at 11:50.

Provide individual practice: Provide 25 minutes, at least, for participants to individually practice their 2nd choice and ask that we reassemble at 11:50

Site Coordinator please check on set-up and lunch at 12:00 pm



Please line up a group to do the prayer for peace

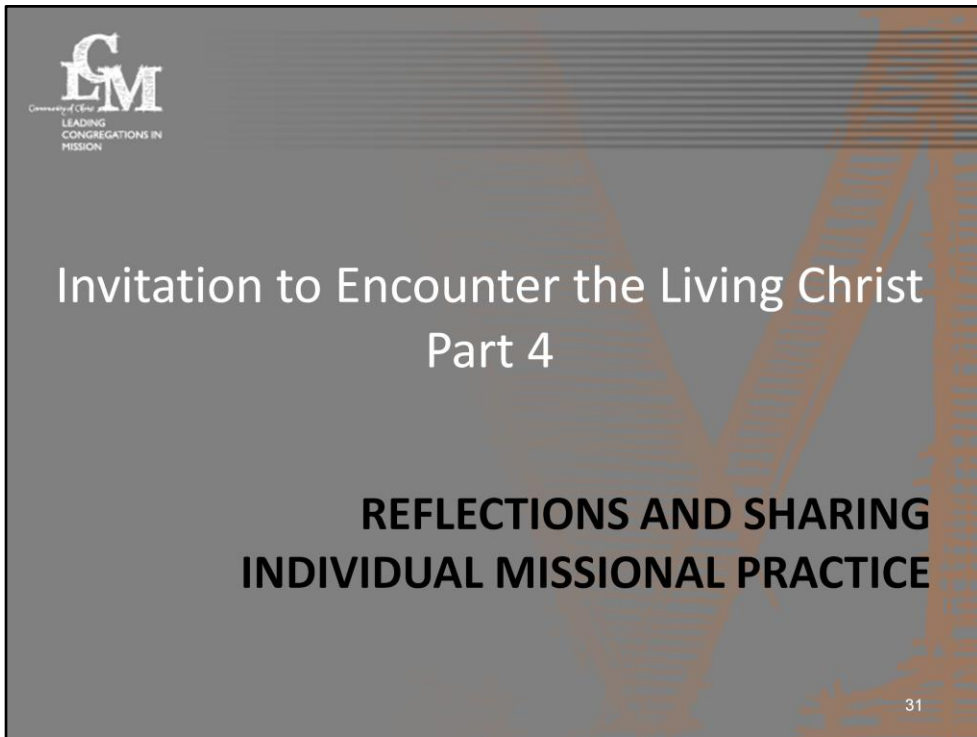
Lunch, Personal Renewal, and Revitalization



Be back at 2:00pm

30

Be back at 2:00pm




Welcome participants back and pose the Essential Question next slide

LM
LEADING
CONGREGATIONS IN
MISSION

Essential Question:

How am I making room daily to receive Christ's invitation to a relationship, new way of being, and new way of seeing?



32

Make the following points: (4 minutes)

- Discipleship must be grounded in intentional spiritual formation that centers us in the presence of God, where we find inner peace. It is out of the depth and overflow of this peace that we find the capacity to cope with life and to extend ourselves in the ministry of Jesus Christ in the world. – Stephen Veazey, Share the Peace of Jesus Christ
- We have had a brief introduction to the “Guide—Who is Jesus to Me? Receiving Christ’s Peace” and each of us has explored two missional practices.
- In the “Guide—Who is Jesus to Me? Receiving Christ’s Peace” on page __4__ is space for each of us to make notes, while reflecting on the essential question:

How am I making room daily to receive Christ’s invitation to a relationship, new way of being, and new way of seeing?

- Whatever way you deem best could be one simply adopted from the guide, or you could choose several of the practices for variety of use at different times, or you could adapt or create a new missional practice.

Provide reflection time for each participant to consider how or what missional practice or “way” would be best. (10 minutes)

Invite participants to meet in triads for each one to share what and how they are considering a missional practice or “way.” (15 minutes)

Each of us can create space and unhurried time to listen, to notice, to feel, to think, to be shaped and sent by the One, as a gift of grace, who beholds us, believes in us and calls us the beloved.

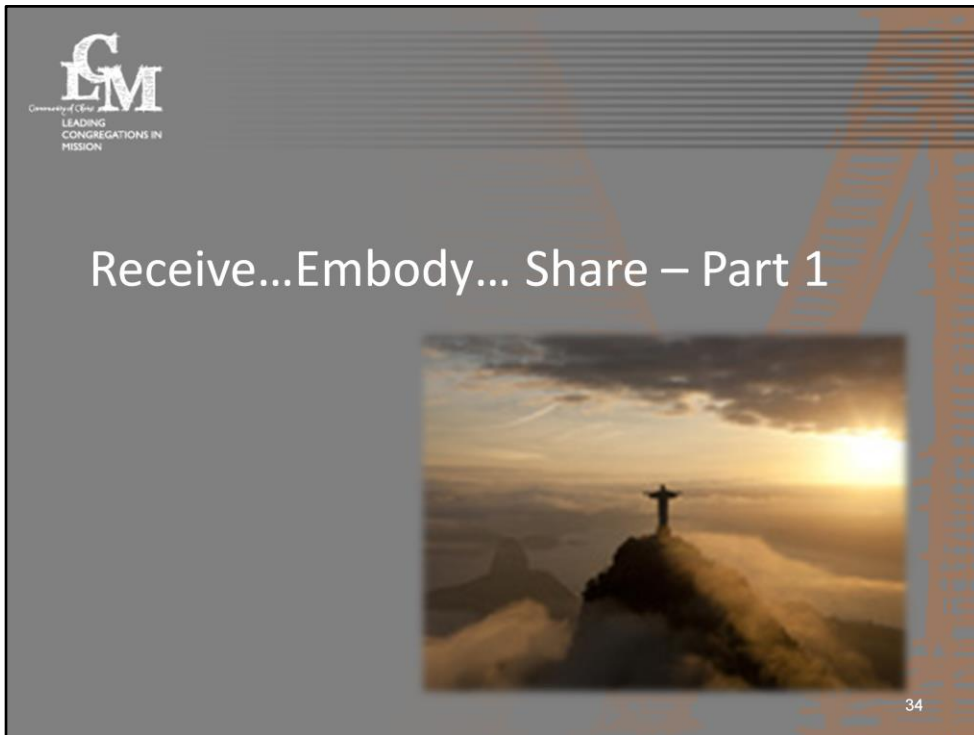
This is absolutely essential to the future of Christ's mission in a changing world!



End session with this affirmation:

Each of us can create space and unhurried time to listen, to notice, to feel, to think, to be shaped and sent by the One, as a gift of grace, who beholds us, believes in us and calls us the beloved.

This is absolutely essential to the future of Christ's mission in a changing world!

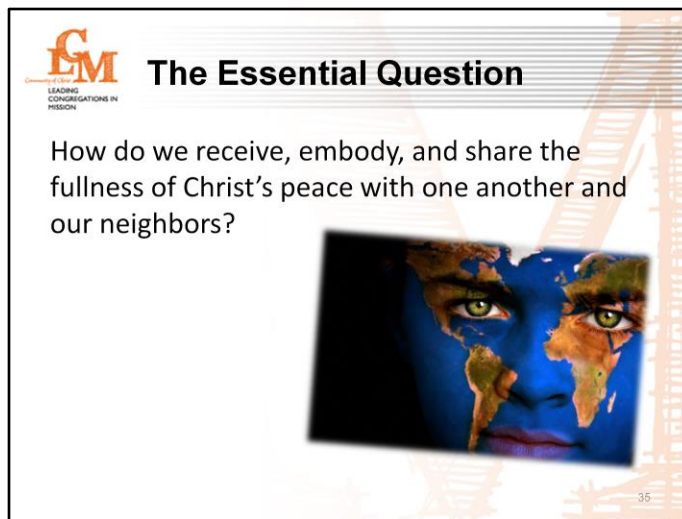


Have PLT change tables, mix it up.

Notes to Facilitator:

Prior to this weekend you were to read carefully “Receive, Embody, and Share Christ’s Peace” This document provides an overview of invitation in the context of our mission. It is very important you are familiar with these concepts as you guide the sessions.

Also provided are individual sheets for each table that explore one of the dimensions of Christ’s invitation. At the top of each sheet you will find a dimension of invitation (example: Embody) with a brief description and question for consideration by the table. Please distribute these sheets so each table has one sheet. You will provide directions below that will utilize these sheets in an activity.



The following talking points really get at the heart of Leading Congregations in Mission. Become very familiar with these points and make them your own so you can convey them with conviction.

Share the following Talking Points: (7 minutes)

The essential question for this session is the same question we discussed this morning and will be considering for the next three retreats:

How do we receive, embody, and share the fullness of Christ's peace with one another and our neighbors?

- This morning we reentered what is a life long exploration. Who is Jesus to me and what does it look like be in relationship with him?
- These are truly essential questions for our time. Why? Because many have walked away from both Jesus and the church. Many have struggled with the way various groups of Christians have portrayed Jesus and sought to employ various forms of guilt and even fear to gain followers.
- Returning to our Missio Dei Video from Retreat 1, we humbly but boldly affirm - the Word must become flesh in our lives, neighborhoods, and world! In our day and time there is desperate need for a fresh and exciting reintroduction of Jesus that conveys God's deepest longings to restore and heal all of creation. AND if WE are going to be the living Word made flesh we must intimately know the One who walked the dusty roads of Palestine, ate with outcasts, healed the sick, and invites us into a radical new way of life in this very moment!

Next slide show Missio Dei Video



Share:

- As leaders of mission we must also reimagine what our congregational experiences might look like if we slow down and create more and deeper space to dwell with the living Christ in scripture, song, times of deep sharing, and opportunities for contemplation. In other words how do we together slow down and awaken our mind and heart to the Spirit that seeks to shape and send us in mission!
- We return to the big overarching essential question we asked in Retreat 2 during our introduction to “Essential Questions”: How do I/we specifically embody and live the concerns and passion of Christ with one another and our neighbors? This is the question that takes us right into the heart of God’s mission In Christ – how does the Word become flesh in us as the body of Christ in the world today?

Table Talk

How are your encounters with the living Christ in relationship with others disrupting you to consider deeper and even new ways of being the church?



37

In PLT table groups please reflect on the following question: (15 Minutes)

How are your encounters with the living Christ in relationship with others disrupting you to consider deeper and even new ways of being the church (i.e. congregation)?

Table Talk

What insights are beginning to emerge that you are willing to risk sharing?



38

Share the following question:

What insights are beginning to emerge that you are willing to risk sharing?

After table talk has occurred

Invite the large group to share insights they heard at their tables. (5 minutes)

Note: Be sure to affirm connections people are making to how they can become the Word made flesh in their congregations and neighborhoods.

Community of Christ
LEADING
CONGREGATIONS IN
MISSION

“Invite People to Christ”

How does invitation begin to shape the very essence of who we are and what we are about as congregations?

WHAT IS YOUR MISSION?

39

Continue with the following points: (5 minutes)

- As we explore “Invite People to Christ” this afternoon we will consider how this dimension of Christ’s mission can come alive in us and our congregations. How does invitation begin to shape the very essence of who we are and what we are about as congregations?
- This afternoon we will explore three dimensions of our call to Invite People to Christ’s Peace – Receive the Invitation, Embody the Invitation, and Share the Invitation. These dimensions are modeled after the life and ministry of Jesus as he invited people from all walks of life to come, to follow, and to share the good news!
- Although our primary focus will be on the mission initiative Invite People to Christ we recognize when we invite people to Christ we are inviting them to all the dimensions of Christ’s peace that a relationship with Christ represents. This includes invitation to Communities of Christ that together seek to abolish poverty, alleviate needless suffering, and pursue peace through healthy or righteous relationships (See D&C 163:2).

Invite People to Christ

Video



40

Show video “Invite People to Christ Video” and invite discussion at table groups around either of these two questions: (15 minutes) Next slide



Table Talk

As you consider the message of the video, how has Christ's invitation been extended to you in the past six months?

How is the Spirit prompting you now to share the invitation with others?

41

**Invite discussion at table groups around either of these two questions:
(15 minutes)**

As you consider the message of the video, how has Christ's invitation been extended to you in the past six months?

How is the Spirit prompting you now to share the invitation with others?



Receive, Embody, and Share Christ Peace

Three dimensions of our call to Invite People to Christ's Peace

- **Receive the Invitation**
- **Embody the Invitation,**
- **Share the Invitation.**

42

Facilitator:

Invite table groups to refer to the Tool Tab pages 1-8 entitled “Receive, Embody, and Share Christ Peace” Specifically direct them to page 5 and share the following instructions: (3 minutes) Next slide

Exploring the Dimensions of Invitation

- **At your table read through the statement that describes your dimension of invitation and respond to the question provided.**

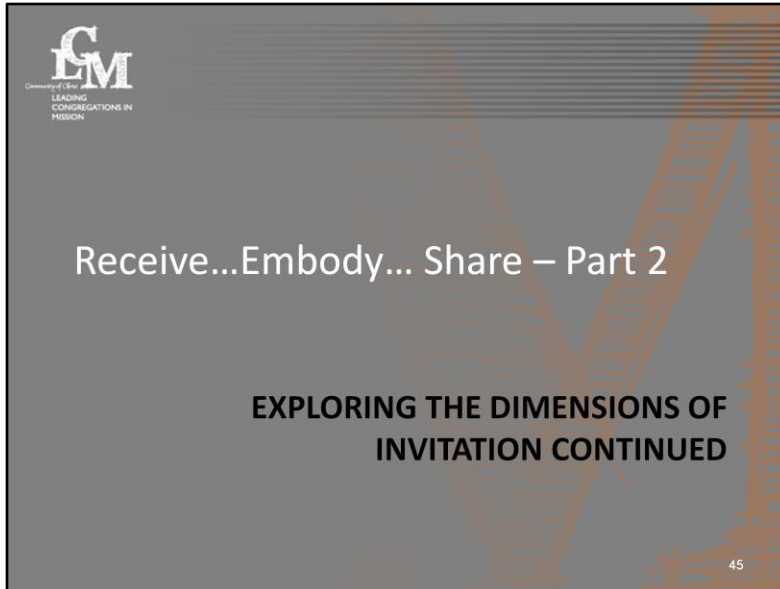


43

- At your table read through the statement that describes your dimension of invitation and respond to the question provided.
- Invite groups to share for 10 minutes.
- **After 10 minutes invite participants to take a break until 4:00 p.m. Let them know everyone will have an opportunity to explore the other two dimensions of Christ's invitation after the break. Invite them to sit at different tables when they return.**

Break (30 minutes)





Ask everyone to change tables

Exploring the Dimensions of Invitation Continued (30 minutes)

Note to Facilitator: When participants come back from their break share the following instructions:

- We will continue with our exploration of the three dimensions of invitation: Receive, Embody, and Share the Invitation to Christ's Peace

Share:

If you are not sitting at a different table with different people and a different dimension to explore, please go ahead and move to a new table. You will have 10 minutes to share about your dimension and the specific question.

After 10 minutes, ask everyone to move to a new table.

Inform them they will have 10 minutes to share in discussion.

Exploring the Dimensions of Invitation

- **At your table read through the statement that describes your dimension of invitation and respond to the question provided.**



46

Note to Facilitator: When participants come back from their break share the following instructions:

- We will continue with our exploration of the three dimensions of invitation: *Receive, Embody, and Share the Invitation to Christ's Peace*
- If you are not sitting at a different table with different people and a different dimension to explore, please go ahead and move to a new table.
- **At your table read through the statement that describes your dimension of invitation and respond to the question provided.**
- **Invite groups to share for 10 minutes.**



Conversation as Missional Practice Exploration (60 minutes)

Transition to the next topic by sharing the following points: (5 minutes)

- For the remainder of the afternoon we continue our exploration of Christ's invitation by going deeper into how we embody the invitation.
- You may recall in Retreat 2 we introduced the idea that conversation is essential to mission. Conversation as a missional practice creates and sustains safe space for cultivating new understandings, ways of being, and living Christ's mission.
- We struggle at times to engage in conversation beyond a superficial level.

CM
LEADING
CONGREGATIONS IN
MISSION

**Why is conversation so essential to
fully living Christ's mission?**

**Video on
Conversation**



48

Show Video on Conversation and invite table groups into conversation around the following question (10 minutes):

Why is conversation so essential to fully living Christ's mission?
Continue with the following talking points: (5 minutes)

- *Embodying Christ's invitation* is first about how we **create a safe and inviting space** by the way we interact with others – by slowing down, being fully present and **awake** to the Spirit's movement in situations.



49

Share

Embodying Christ's invitation is first about how we create a safe and inviting space by the way we interact with others – by slowing down, being fully present and awake to the Spirit's movement in situations. It also occurs as we convey warmth by our genuine interest, invite meaningful conversation by our willingness to be vulnerable, and offer radical hospitality by freeing others to express more fully who they are and desire to become.

Make no mistake about it this is hard work

To be so present and interested in another person that you free them to explore their deepest selves in the safety of a relationship with you does not happen over night.



50

Share

Make no mistake about it this is hard work – to be so present and interested in another person that you free them to explore their deepest selves in the safety of a relationship with you does not happen over night.

It occurs as we internalize our deep conviction of the worth of every person and develop a holy curiosity for the other that takes us beyond our own needs and seeks the welfare of the other.

Receive and then Embody . . .

- As we consider what it means to embody the invitation we are inviting the Spirit to guide us and help us cultivate a new sensitivity and interest in others.
- **This is why receiving the invitation (encountering Christ) daily is so important in shaping who we are!**

51

Share

- As we consider what it means to embody the invitation we are inviting the Spirit to guide us and help us cultivate a new sensitivity and interest in others.
- This is why receiving the invitation (encountering Christ) daily is so important in shaping who we are!

Discovering Our Truest Selves

When we discover our truest selves and identity in Christ we are then freed to be fully present *with and for* others.



52

Share

- When we discover our truest selves and identity in Christ we are then freed to be fully present for others.



Share Video:

**Nudge and provide just a few minutes for large group reflection.
(10 minutes)**

“Holy Curiosity for the Other”

- Cultivating Holy curiosity is not only a practice but a personal discipline that requires us to hold in check our natural desire for affirmation and expression and focus solely on uncovering the story of another person.



Refer participants to the practice “Holy Curiosity for the Other” in the Practice Tab page 11 and share the following points: (5 minutes)

- Cultivating Holy curiosity is not only a practice but a personal discipline that requires us to hold in check our natural desire for affirmation and expression and focus solely on uncovering the story of another person.
- This practice is about how we meet people in the context of their lives and free them to express and even discover the essence of who they are and desire to become in presence of the Spirit.



“Holy Curiosity for the Other”

This practice consists of four basic steps –

1. be prayerful,
2. ask genuine questions,
3. pause and reflect,
4. give affirmation, and follow the Spirit’s lead.

Share:

This practice consists of four basic steps – be prayerful, ask genuine questions, pause and reflect, give affirmation, and follow the Spirit’s lead.

“Holy Curiosity for the Other”

The focus of this practice is to first:

- create safe and inviting space
- through questions and reflective listening invite the other person deeper into sharing their story.

*There is no particular right way do this practice
it is about increasing our capacity to listen
intently and ask genuine questions that lead to
deeper understanding of another person.*

56

Share the focus of this practice is to first:

- create safe and inviting space and then through questions and reflective listening invite the other person deeper into sharing their story.

There is no particular right way do this practice – it is about increasing our capacity to listen intently and ask genuine questions that lead to deeper understanding of another person.

“Holy Curiosity for the Other”

The Spirit moves in our relationships in ways we do not fully comprehend. When we provide safe, inviting, and even prayerful space for another to share, transformative encounters with God and one another occur over time.

- Let's try it, turn to your handout tab page 2



57

- The Spirit moves in our relationships in ways we do not fully comprehend. When we provide safe, inviting, and even prayerful space for another to share, transformative encounters with God and one another occur over time.

Invite Participants to partner up with another person (preferable a friendly stranger) and utilizing this practice see how far you can go in getting to know the other person in 10 minutes.

Remember this is more than simply interviewing the other person but making them feel comfortable and safe to share. Each person will have an opportunity to try this practice. You might begin by saying “So John, it is really good to meet you or see you again. I would like to get to know you. I’d be honored if you would be willing to share an experience or story that would help me know you better”

Refer in your Handout Tab page 2 to “Holy Curiosity for the Other – Suggestions” for help with this practice. (20 minutes – 10 for each participant to share)

Group Discussion

- How did it feel?
- What is difficult?
- How can you see yourselves using the practice in your interactions with others?



58

Ask the large group for reflections on this practice.

- How did it feel?
- What is difficult?
- How can you see yourselves using the practice in your interactions with others? (5 minutes)

Ask for a prayer of blessing over the meal and break for dinner.

Dinner (75 minutes)





Materials needed:

Tables, chairs, video projector, screen, sound equipment, Inukshuk sets (1 set per PLT), PowerPoint "Jesus to Me", Music, candles and worship setting materials. bread, juice and water.

Set-up:

Keep tables, chairs, video, and sound equipment up from afternoon session.

- Please clear tables and set candles and other worship items on them.
- Place 1 Inukshuk set per PLT on table. Place the 5 wrapped rocks near the middle of the table in a circle form with cards. Please keep rocks wrapped until later.
- Place copy of the Stepping Stones process sheet with essential questions at each seat.
- Place any music sheets at each seat.
- Light candles.
- **Please have PLT sit together.**

Who is Jesus to Me



The Creation of Adam (detail) Michelangelo (1475-1564)




"Crucifixion" • Jacques Chery • Haiti



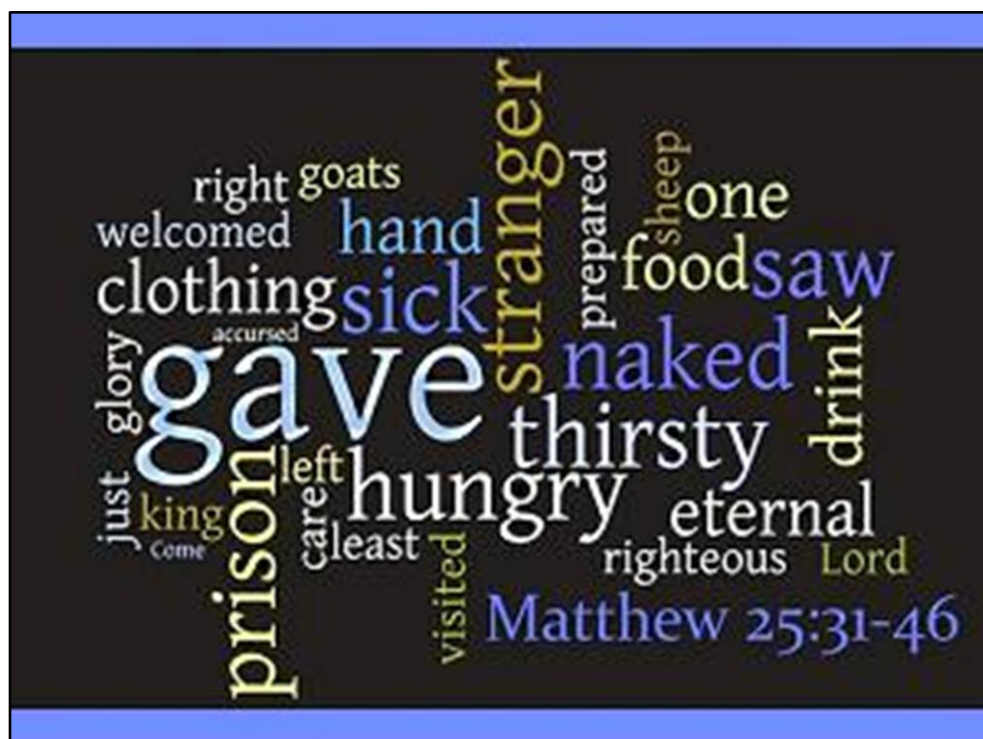














































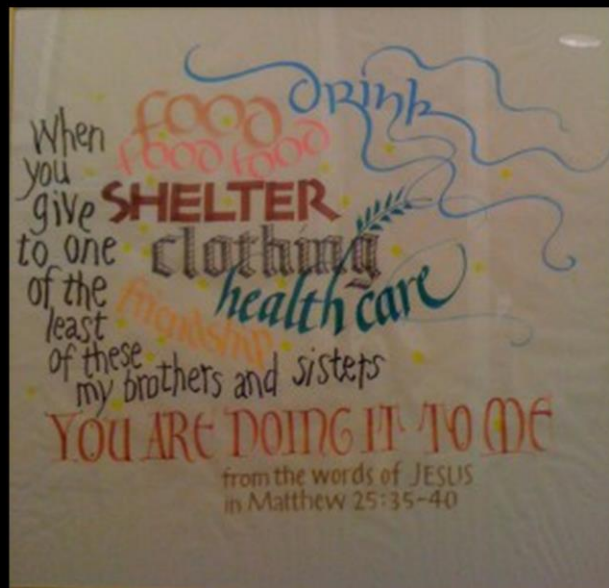



















Greet and explain this is a Sharing Worship Service, a time of sharing of stories on where each PLT is at the Missional Process.

(Note: become familiar with the handout on the five stepping stones)

Please have PLT sit together.

You will also need five readers to read each of the missional process steps.

Sing "Come Holy Spirit Come"



“Come Holy Spirit Come”

Community of Christ Sings #154

Come Holy Spirit Come.
Come Holy Spirit Come.
As we lift this invitation,
Rest upon this Congregation,

92

Sing Hymn 221 Spirit of Christ Remember Me

Holy Spirit come.
Come, Holy Spirit, come

Mission Prayer

God, where will your Spirit lead today?
Help me be fully awake and ready to respond.
Grant me courage to risk something new
And become a blessing of your love and peace
Amen

94

Have everyone recite the Mission Prayer

God, where will your Spirit lead today?
Help me be fully awake and ready to respond.
Grant me courage to risk something new
And become a blessing of your love and peace
Amen



Share the following:

We pause to reflect on our journey this evening. As the description for each step of the missional process is read, I invite you to reflect on your journey personally, as a PLT, and congregation. Where has the Spirit led you at this point on your journey?

Have the five people lined up before hand to slowly read the description associated with their process step based on the descriptions below:

Encounter – A divine stirring within provides the first glimpses of something deeper. The Pastor Leadership Team creates safe and sacred space for new questions, deeper conversations, and a holy unsettledness with the status quo.

Discover - The Pastor Leadership Team models and invites the congregation/small group into *missional practices and activities*. These help people move from vague questions and unsettledness to increasingly clear questions, conversation, and understanding of Christ’s mission in their changing contexts for mission.

Envision - Leaders continue to cultivate safe and sacred space for emerging questions, conversation, and the willingness to risk imagining and sharing new ideas. From the questions, conversation, missional practices, and activities new insights emerge about what it might look like to “embody and live the concerns and passion of Christ” (Doctrine and Covenants 164:9d) in existing and new ministry contexts.

Experiment - As new ideas emerge, *missional experiments* are conceived and launched in pairs or small groups in prayer and expectation. The PLT continues to model and invite the congregation/small group into missional practices, conversation, and activities that lead to new insights and missional experiments. Special attention is given to matching the giftedness of all ages with missional experiments.

Evaluate - New ministries and experiments lead to new forms of missional life and the need to evaluate what matters most among competing priorities. Leaders utilize the congregation/small group’s growing capacity to engage in meaningful conversation to discuss how structure, individual gifts, ministries, and activities can be oriented around a deepening understanding of Christ’s mission.

Renew – The Pastor Leadership Team creates intentional opportunities to pause, reflect, process learning, celebrate, rest, and renew their commitment to an ongoing adaptive process of being shaped and sent by Christ’s mission and emerging vision. Share:

Each step points to the next. During our first four retreats we have journey together to understand how *missional practices* help us slow down to ***encounter*** (God, each other and the neighborhood), ***discover*** (new insights about our contexts for mission), and ***envision*** (risk new inspired ideas or prophetic imagination). Tonight we want to invite you to share some of the stories that are emerging in your congregation. These stories help reveal where we find ourselves – as congregations – on this journey.



**On your table each PTL has a set of five stones
Each one is uniquely different just like each PLT.**

**Introduce and explain the Inukshuk stones on the tables, please
acknowledge Tim Sundell as the creator of these sets of Inukshuk.**

**Facilitator invite four other people up to help put together your Inukshuk
(modeling how it takes a team to put these together) explaining how
each stone represents one of the missional process stepping stones.**

Each stone symbolizes one of the missional process stepping stones.
Inukshuk stones can symbolize how the missional process is one of the
compass points that help us navigate into God's future. (Missional
Process)

Inukshuk, pronounced in-ook-shook, are stone monuments erected in
the image of humans. One of their purposes was to communicate direction
in the harsh and desolate Arctic. As such they were a tool for survival, and
symbolic of the unselfish acts of a nomadic people - the Inuit - who built
them as signposts to make the way easier and safer for those who
followed.

The hands of many and the efforts of an entire group were required to
build these massive stone sculptures. They are the result of a consensus of
purpose, of focused action by a group united in its goal and labour.

**The Inukshuk are the product of cooperation, teaching us that as good as
our individual efforts may be, together we can do even greater things.**



Share:

- Each stone is a separate entity. Each supports, and is supported by, the one above and the one below it. No one piece is any more or less important than another. Its strength lies in its unity. Its significance comes from its meaning as a whole. What is true about the Inukshuk is true about people. Each individual entity alone has significance. As part of a team each of us supports, and is supported by, another. We are united by our common vision, and together we are part of a greater whole.
- Invite a member of each PLT to pick up each of the stones and unwrap them. (Each PLT table has 5 stones wrapped in cloth.) Please be careful not to drop these stones for they are fragile and will bruise. This is just like how fragile we are as individuals at times. Hold on to your stone (if five is not enough stones at your table please pass them around the PLT).

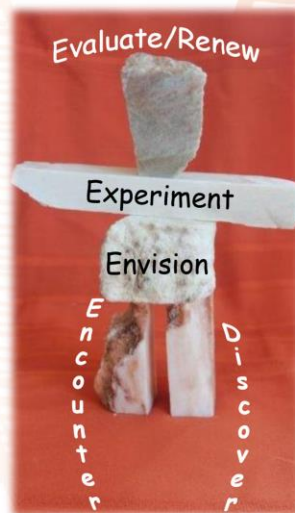
Note: If you sense the group is tired please forward to slide 102



Mission – A long journey in the same direction . . .

Where has this journey led you personally?

What are you beginning to see and hear that you did not see and hear before?



Ask PTL's to not put their Inukshuk together yet

Legs = Encounter and Discover

Body = Envision

Arm = Experiment

Head = Evaluate/Renew

Ask for people to share with the group their experiences with the stepping stone Encounter.

After a few people have shared please have everyone sing the first verse of "I Will Talk to My heart" # 168



Spirit of the Living God

Community of Christ Sings #567

Spirit of the Living *Christ*,
Fall Afresh on Me.
Spirit of the Living *Christ*,
Fall Afresh on Me.
Melt me, mold me, fill me, use me.
Spirit of the Living *Christ*,
Fall afresh on me.

99

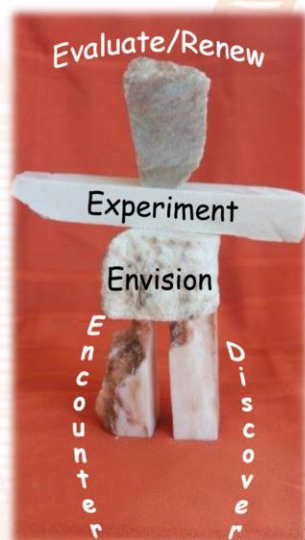
Sing:

“Spirit of the Living Christ (yes this is a change from God)



Our Missional Journey

As you think about the missional stepping-stones of ***Encounter, Discover, Envision, and Experiment***, which stepping stone is most representative of the place you find yourselves (as a PLT) this evening on *your* missional journey?



Ask the large group for stories of how they encounter the stepping stone Discover (prophetic imagination leading to new understandings)

After a few people have shared have the group sing: Next Slide



Spirit of the Living God

Spirit of the Living *Christ*,
Fall Afresh on Me.

Spirit of the Living *Christ*,
Fall Afresh on Me.

Melt me, mold me, fill me, use me.

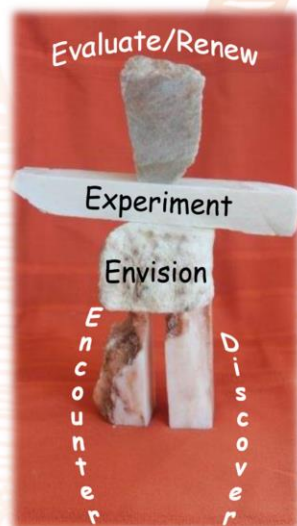
Spirit of the Living *Christ*,
Fall afresh on me.

101

Sing “Spirit of the Living Christ”

Sharing Our Journeys Together

As you think about the missional stepping-stones of **Encounter, Discover, Envision, and Experiment**, which stepping stone is most representative of the place you find yourselves (as a PLT) this evening on *your* missional journey?



102

Ask for stories of how they encounter the stepping stone Envision (prophetic imagination leading to new missional experiments).

After a few people have shared have the group sing on next slide



Spirit of the Living God

Spirit of the Living *Christ*,
Fall Afresh on Me.
Spirit of the Living *Christ*,
Fall Afresh on Me.
Melt me, mold me, fill me, use me.
Spirit of the Living *Christ*,
Fall afresh on me.

103

Sing “Spirit of the Living Christ”



Have each PLT put together their Inukshuk and have them share with other where they feel they are on the missional process.

Have PLT's take their Inukshuk and combine (bring their inukshuk with them) with another PLT and have them share their responses with each other as a PLT.

Repeat as time permits.

Have the PLT's return to their tables and assemble their Inukshuk.
Place candles by the Inukshuk.

Ask the group for any additional sharing.

End in a season of prayer for each group.

Song "Touch Me Lord with Thy Spirit Eternal" #574 starting next slide.



Touch Me, Lord, with Thy Spirit Eternal

Community of Christ Sings #574

Touch me, Lord, with thy Spirit eternal;
stir my soul to respond to thy call.
Take my love, for I offer it freely;
hear my prayer as I thank thee for all.
Hear my prayer as I thank thee for all.

105

Sing song “Touch Me Lord with Thy Spirit Eternal” #574

Facilitator Share (or someone designated) share a prayer of blessing for PLTs

Teach me, Lord, to walk humbly before thee;
may I hasten thy will to obey.
Make me wise to see clearly thy purpose;
keep me true to my calling, I pray.
Keep me true to my calling, I pray.

Fill me, Lord, with thine infinite power;
make me firm, make me pure, make me whole.
With thy Spirit to strengthen and guide me,
I shall serve thee with all of my soul.
I shall serve thee with all of my soul.

Prayer of Blessing

Facilitator Share (or someone designated) share a prayer of blessing for PLTs



Rest Well

Breakfast is at 7:30 – 8:30 a.m.



108

End Session

Announce:

Breakfast is at 7:30 – 8:30 a.m.




Invite participants to sit with their PLT.

Before the session begins ask someone to offer prayer for our time together.

CM
LEADING
CONGREGATIONS IN
MISSION

The Essential Question

How is the Spirit disrupting us to risk something new as we receive, embody, and share Christ's peace with one another and our neighbors?



110

Note to Facilitator: In this session we will accomplish three objectives:

- **We will explore the nature of experiments.**
- **We will begin to discuss possible experiments as PLTs.**
- **We will review next steps between now and the next retreat.**

Centering Time (5 minutes)

Lead the group or ask someone to lead the group in the song Alleluia.

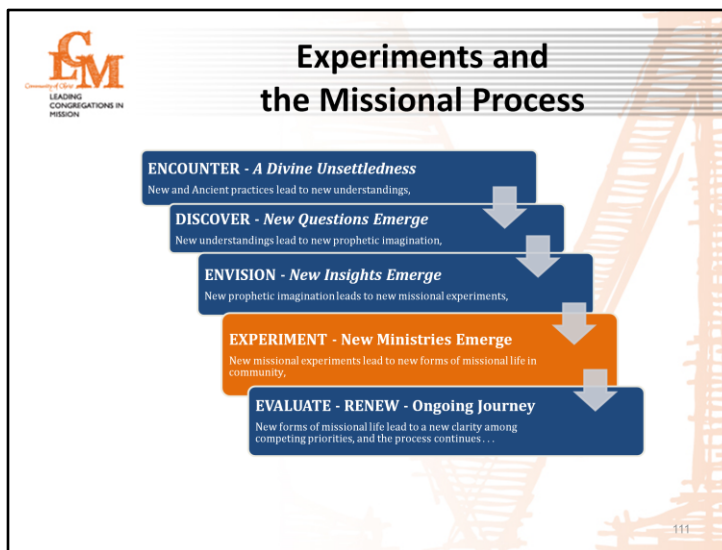
No slide

Alleluia, Alleluia,
Alleluia, Alleluia
Alleluia, Alleluia,
Alleluia, Alleluia

God is with us Alleluia
God is with us Alleluia
God is with us Alleluia
God is with us Alleluia

Alleluia, Alleluia,
Alleluia, Alleluia
Alleluia, Alleluia,
Alleluia, Alleluia

Prayer (Ask one of the retreat participants)



Experiments and the Missional Process

Please share the following talking Points: (10 minutes)

- This morning we are going to spend some time exploring the Experiment stepping stone as part of the missional process. Remember the missional process is one of our four compass points and helps us navigate our way into God's future. (Show slide with LCM Process Graphic)
- The stepping stones of Envision, Experiment, and Evaluate are at the heart of our missional process and call us to continually be disrupted with new insights and then risk something new with God and one another. As we have shared from the beginning this process is never over because God is always doing something new in our midst.
- Experiments are how we enact or live into what we imagine in partnership with God and one another.
- We have engaged in missional practices to open our spiritual eyes to see ourselves, others, and our world as they are and as they could be. We called this prophetic imagination in Retreat 3.



Experiments



- Experiments are how we incrementally, through trial and error, navigate our way into the future with God.
- EVERYTHING we have been doing in LCM leads to this step of RISKING SOMETHNG NEW WITH GOD and one another for the sake of our world now!

112

Share

- Experiments are how we incrementally, through trial and error, navigate our way into the future with God. **(This is a critical point that needs to be made and repeated)**
- EVERYTHING we have been doing in LCM leads to this step of RISKING SOMETHNG NEW WITH GOD and one another for the sake of our world now!

Seeing with New Eyes

If we truly seek to embody and live the concerns and passion of Christ then at some point along our journey *we will see with new eyes the chasm that exists between the reality of the present and possibility of God's future!*



113

Share:

If we truly seek to embody and live the concerns and passion of Christ then at some point along our journey we will see with new eyes the chasm that exists between the reality of the present and possibility of God's future!

Note: It would be helpful to share a brief personal testimony to illustrate this point. This will help the group understand they are on the journey. This does not need to be a grand thing, it is normally the accumulation of small acts that make a difference over time. The spirit that disrupts us may seem small initially but afterwards is seen as significant.

Future More Real Than Present

When God's unfolding vision becomes more compelling than our natural fear of confronting the challenging situations of the present ***we become willing to risk the first steps into that future*** with God.



114

Share

When God's unfolding vision becomes more compelling than our natural fear of confronting the challenging situations of the present we become willing to risk the first steps into that future with God.

Note: It would be helpful to share a brief personal testimony to illustrate this point. This will help the group understand they are on the journey. This does not need to be a grand thing, it is normally the accumulation of small acts that make a difference over time. The spirit that disrupts us may seem small initially but afterwards is seen as significant.

Table Talk

- How has the Spirit been disrupting or prompting you with glimpses or insights of what could be?
- What is emerging?



115

**Ask individuals at their table groups to reflect on the following question:
(15 minutes)**

- **How has the Spirit been disrupting or prompting you with glimpses or insights of what could be?**
- **What is emerging?**



A Few Simple Guidelines for Experiments

Refer everyone to the Tool Tab Page 9 entitled Experiments – Mission is Risking Something New.

Please share the following key points from page 11: (3 minutes)


- So how do we go about launching experiments?
- **First**, we create an environment that is favorable to risking new ideas and experiments. We began this discussion in Retreat 3 when we explored how we cultivate a culture that is conducive to prophetic imagination. See “Prophetic Imagination – An Introduction” in Retreat 3 Resources.
- **Second**, we lay down a few ground rules so there is no misunderstanding.

Ask the table groups to review the list of ground rules on page 11, discuss them, and determine if there are any ground rules they would like to add. (10 minutes)

Ask the large group for any reflections on the groups rules (5 minutes)

Launching an Experiment

- All it takes is a new idea along with a hope of what the outcome of that experiment might be.
- ***We are better together.*** It is important when launching an experiment to invite at least one other person to participate in a supportive role.



117

Continue with the following points: (5 minutes)

- All that is needed to launch an experiment is a new idea along with a hope of what the outcome of that experiment might be.
- Like everything we do in LCM we also **do experiments together.** It is important when launching an experiment to invite at least one other person to participate in a supportive role.

Sources of Inspiration

There are many sources for inspiration including:

- The three shared practices
- Essential questions for our congregation
- Mission Initiatives,
- Conversations with one another,
- Worship experiences
- Daily experience as we seek to receive, embody, and share the invitation to Christ's peace.

118

Continue with the following points: (5 minutes)

There are many sources for inspiration including

- the three shared practices,
- our essential questions for our congregation,
- mission initiatives,
- our conversations with one another,
- our worship experiences,
- and our daily experience as we seek to receive, embody, and share the invitation to Christ's peace.



Assessing Our Foundation

Finally, as a PLT we have to be realistic about the culture or climate of our congregation.

- Have we been working on building trust and deeper relationships?
- Have we been practicing *Sharing in the Round* and *Dwelling in the Word* together?

These practices are meant to draw us together and inspire us with new ideas of what could be.

119

Share

Finally, as a PLT we have to be realistic about the culture or climate of our congregation. Have we been working on building trust and deeper relationships? Have we been practicing Sharing in the Round and Dwelling in the Word together. These practices are meant to draw us together and inspire us with new ideas of what could be.

Ask the PLTs to enter into discussion around this question: (10 minutes)


Next slide



Essential Question for PLT

What steps have we taken as a PLT to develop a culture of trust?

What additional work needs to be done?



120

Ask the PLTs to enter into discussion around this question: (10 minutes)


What steps have we taken as a PLT to develop a culture of trust? What additional work needs to be done?

Beginning the Conversation About Experiments



121

Beginning the Conversation About Experiments



Mission is Risking Something New

Video



122

Share Video: Mission is Risking Something New (7 minutes)

Invite persons into a moment or two of silent reflection after the video.

Note to Facilitator:

It might be helpful in this section to remind participants that essential questions are questions identified by the PLT in collaboration with the congregation that lead us to explore and experiment with how we embody and live the concerns and passion of Christ in our neighborhoods.

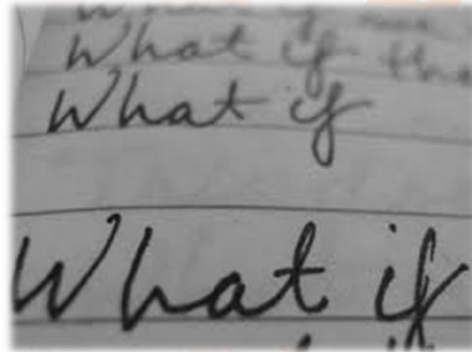
They can focus on a whole range of concerns from how we create trust in the congregation to how we enter into a meaningful relationship with our neighborhoods.

A congregation could adopt the essential question of the day – How do we receive, embody, and share the fullness of Christ’s peace with one another and our neighbors? The PLT could then ask what some experiments might look like to explore this question further.



Table Talk

- What new insights or questions are we feeling compelled to experiment with in our congregation?



123

Invite the table groups to consider the following two questions: (20 minutes)

- What new insights or questions are we feeling compelled to experiment with in our congregation?**

Ask the large group to share reflections on their experience or any experiments they are considering. (5 minutes)

Break Time 15 minutes



124

Take 15 minute break



Next Steps

Tools FOR THE JOURNEY

**WHAT'S YOUR
NEXT STEP?**

125



Remember the **BIG ESSENTIAL QUESTION** that LCM is exploring:

How do we embody and live the concerns and passion of Christ with one another and our neighbors locally and globally?



126

Share:

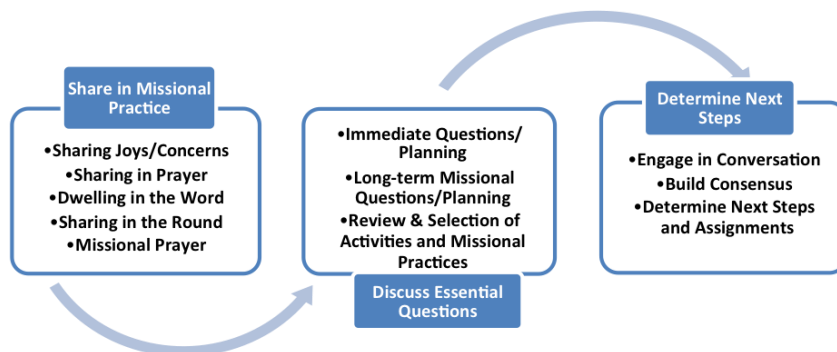
This is the question that shapes how we gather, how we are sent in mission, and looks different for every congregation. It begins with cultivating opportunities for encounter (i.e. missional practices) and continues with experiments that lead to new forms of ministry and mission.



Share the following points: (10 minutes)

What do we need to bring forward on the journey?

How is our ongoing encounter with God and one another shaping how we discern and lead mission together? As a Pastor Leadership Team continue to **meet monthly** and follow the meeting process below:



As a PLT practice the three shared-practices of Dwelling in the Word, Mission Prayer, and Sharing in the Round.



What do we need to bring forward on the journey?

- **INVITE** the congregation to also share in these practices in meaningful ways (i.e. worship, retreats, small groups, etc.)
- Begin to **DISCOVER THE STORIES** of one another in your congregation and the stories yet to be heard in your neighborhoods. Refer to Retreat 2 resources for activities and practices and especially review the **SHARING IN THE ROUND** practice.

128

Share

- INVITE the congregation to also share in these practices in meaningful ways (i.e. worship, retreats, small groups, etc.)
- Begin to discover the stories of one another in your congregation and the stories yet to be heard in your neighborhoods. Refer to Retreat 2 resources for activities and practices and especially review the Sharing in the Round practice.



What do we need to bring forward on the journey?

- As a PLT, consider planning a missional worship service one Sunday each month by utilizing “Planning for Encounter in Worship” and “Worship as Community Missional Practice”.
- Review Retreat 3 resources and discuss several ideas for how to **create time and space to envision the future together**. (see “Cultivating a Culture of Prophetic Imagination” for help)

129

Share:

As a PLT, consider planning a missional worship service one Sunday each month by utilizing “Planning for Encounter in Worship” and “Worship as Community Missional Practice”.

- Review Retreat 3 resources and discuss several ideas for how to create time and space to envision the future together. (see “Cultivating a Culture of Prophetic Imagination” for help)

What do we need to bring forward on the journey?

- As you begin to experiment with concepts and insights be proactive with relationships and sensitive to those who may be struggling or withdrawing due to any changes.



130


Share:

- As you begin to experiment with concepts and insights be proactive with relationships and sensitive to those who may be struggling or withdrawing due to any changes.



Next Steps for Retreat 5

- How do we reflect on where we are on this journey and potential next steps?
- Use **"Our Missional Journey"** Guide (shared Saturday evening) to have meaningful conversation about where your congregation is on the journey and next steps.



131


Share:

How do we evaluate where we are on this journey and potential next steps?

Use "Our Missional Journey" Guide (shared Saturday evening) to have meaningful conversation about where your congregation is on the journey and next steps.

Next Steps – Our Missional Journey

- We will be communicating with all CSMs and mission center presidents after this retreat encouraging them to work with you to schedule a time for reflection and discussion.

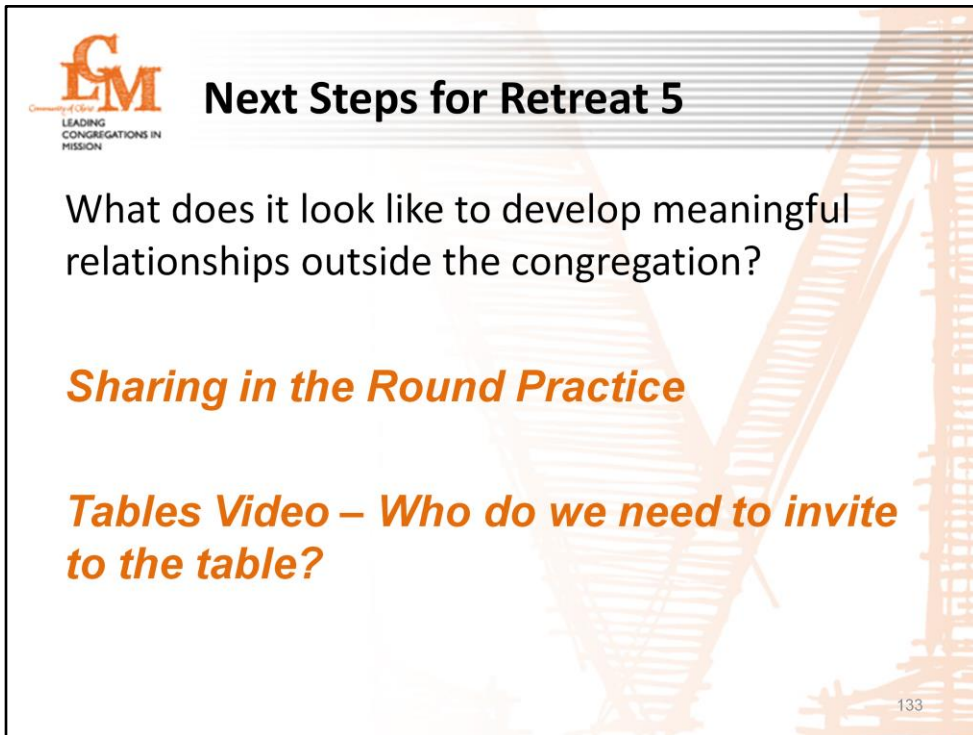



132

Share:

Be sure to include your CSM and invite your mission center president into the conversation for perspective and support.

Note: It is very important to step back periodically and reflect on what is happening in the congregation against the milestones associated with each step of the missional process. The questions are there to guide your conversation about how to lead the congregation deeper into each missional step. Consider how to involve the congregation in this reflection.



 **Next Steps for Retreat 5**

What does it look like to develop meaningful relationships outside the congregation?

Sharing in the Round Practice

Tables Video – Who do we need to invite to the table?

133

Share:

What does it look like to develop meaningful relationships outside the congregation?

Explore how the Sharing in the Round practice can prepare the PLT and congregation to risk deeper and new relationships with neighbors. Specifically, how might the PLT integrate this practice more fully into times of gathering also how can the PLT model the practice personally (i.e. invite people to table fellowship) and then invite the congregation to experiment with the practice.

Consider using the “Tables Video” from Retreat 2 and reflect as a congregation on the question at the end of the video (Who do you need to invite to the table?). Consider supporting each other in some experiments over the next several months with this practice!



Next Steps for Retreat 5

How do we prepare ourselves to Receive and Embody Christ's Peace with others?

- *Nudge Video*
- *Receive, Embody, and Share Christ's Peace Resource*
- *Questions (see next page)*

134

Share:

How do we prepare ourselves to Receive and Embody Christ's Peace with others?

Utilize the “**Nudge Video**” in a worship experience or fellowship/discussion experience and 1 Corinthians 9:19-23 (from The Message Bible) from Retreat 2. **Include the following questions** from the resource “Receive, Embody, and Share Christ's Peace”:

Next slide:



Next Steps for Retreat 5

Questions for Congregational Discussion:

- How am I making room daily to receive Christ's invitation to a relationship, new way of being, and new way of seeing?
- How do I live a life of invitation with others?

Consider some experiments!!!

135

Share:

- How am I making room daily to receive Christ's invitation to a relationship, new way of being, and new way of seeing?
- How do I live a life of invitation with others?

Invite individuals to consider what a personal experiment might look like to respond to the questions above over the next six months. Invite people to prayerfully support each other in their experiments. Provide time in worship and other fellowship times to share experiences along the way.



 **Next Steps for Retreat 5**

How do we risk experimenting with new-inspired ideas?

- *Experiments – Mission is Risking Something New.*
- *Dave Heinze Video “Risking Something New”*

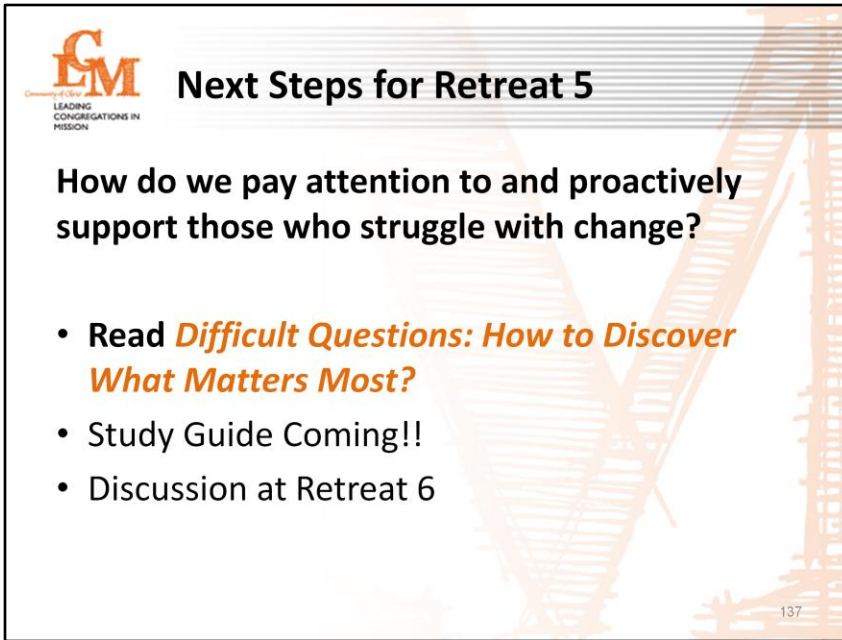
136


Share:

Review as a PLT and then with the congregation "Experiments—Mission is Risking Something New". Discuss and modify as appropriate the ground rules on page 3 and suggestions for how to put together an experiment on the last page of the document. Encourage the congregation to begin to think of experiments. Provide times to come together to share in missional practice, conversation, and consideration of potential experiments.

Launch some new experiments and come to Retreat 6 prepared to share!

Consider using the Dave Heinze Video “Risking Something New” to begin a conversation about experiments and how they help us navigate into the future in partnership with God and one another.



 **Next Steps for Retreat 5**

How do we pay attention to and proactively support those who struggle with change?

- Read *Difficult Questions: How to Discover What Matters Most?*
- Study Guide Coming!!
- Discussion at Retreat 6

137

Share:

Read *Difficult Questions: How to Discuss What Matters Most* in preparation for Retreat 6. We will provide a study guide and share in conversation at Retreat 6.

Optional Steps for Consideration by PLT:

How do we create opportunities to encounter a relationship with the living Christ?

How can we utilize the practices and guide from Saturday morning to go deeper in our exploration as a congregation into who is Jesus to us?

How do we discover another person's story?

Introduce Holy Curiosity for the Other - Missional Practice in a church school class or other congregational activity. Consider practicing on each other as we did in Retreat 5. Provide opportunity in worship and times of fellowship for individuals to share how they are doing this practice.



Next Steps for Retreat 5

How do we create opportunities to encounter a relationship with the living Christ?

- How can we utilize the practices and guide from Saturday morning to go deeper in our exploration as a congregation into who is Jesus to us?

How do we discover another person's story?

- ***Introduce Holy Curiosity for the Other*** - Missional Practice in a church school class or other congregational activity. Consider practicing on each other as we did in Retreat 5. Provide opportunity in worship and times of fellowship for individuals to share how they are doing this this practice.

Next Steps for Retreat 5

- How do we begin to develop a meaningful relationship with our neighbors?



139

Share:

How do we begin to develop a meaningful relationship with our neighbors?

In your Tools Tab

Review Practicing Hospitality: A Study Guide by Alan Roxburgh for use in the congregation as a small group or congregational study resource. This resource is very practical and explores how to live out hospitality as envisioned in Luke 10. As you risk some of the ideas outlined in the guide, be sure to incorporate opportunities into worship to share experiences.

LCM has permission to use this resource at our retreats and at the congregations.



Resources for the Journey

- Ideas for Getting Started with Congregations
- Ideas for Getting Started with Priesthood



140

Share and point to these resources, last page Next Steps Tab:

Ideas for Getting Started with Congregations

Ideas for Getting Started with Priesthood

These are helpful resources for some ideas on how to get started involving the congregation and priesthood.

Provide time for questions about their assignments. (10 minutes)



“Receive, Embody and Share Christ’s Peace”

*Collectively and individually, you are loved
with an everlasting love that delights in each
faithful step taken. God yearns to draw you
close so that wounds may be healed,
emptiness filled, and hope strengthened.*

Doctrine and Covenants 163:10a

141

Close with:

*Jesus Christ, the embodiment of God’s shalom, invites all people to come
and receive divine peace in the midst of the difficult questions and
struggles of life. Follow Christ in the way that leads to God’s peace and
discover the blessings of all of the dimensions of salvation.*

Doctrine and Covenants 163:2a

 **Worship Begins at 11:15a.m.**

Bring your Inukshuk to Worship



142

Announce:

Worship begins at 11:15am and to bring your PLT Inukshuk to worship.

Have PLT set their Inukshuk up on the worship center.

End of Power Point, set up for worship